

SENSE OF BELONGING AND CAMPUS CLIMATE AT UCLA

Based on the 2022 University of California Undergraduate Experience Survey (UCUES)

7314

undergraduate students responded.

20

average age of respondents.

22%

identify as asexual, bisexual, gay, lesbian, pansexual, or queer.

8%


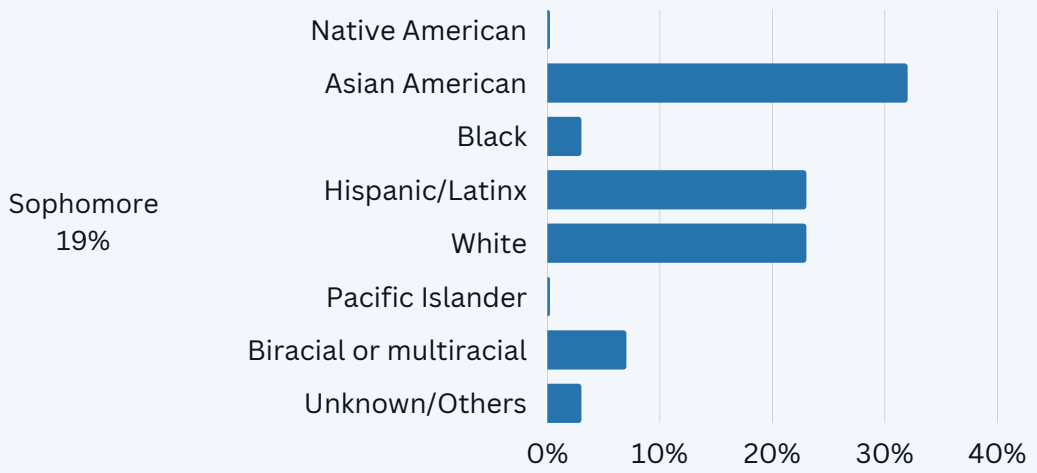
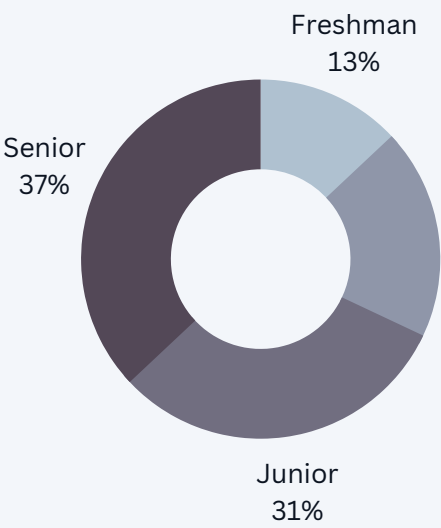
are international students.

32%

are first-generation Bachelor's students.

24%

are transfer students.




72% FOUND THEIR EDUCATION WORTH VALUE

87.2% agreed that knowing what they know now, they would still choose to enroll at UCLA.

85% FEEL THEY BELONG

75.6% of the total respondents agree that they feel valued as an individual at UCLA



92% FEEL UCLA IS A WELCOMING CAMPUS

88.9% feel comfortable with the climate for diversity and inclusion at UCLA.

84.0% feel comfortable with the climate for diversity and inclusion within their major.

AGREE THAT MY BACKGROUND IN THE FOLLOWING ARE RESPECTED

Race **89%**

Socio-economic Status **87%**

Gender **92%**

Political Belief **89%**

Sexual Orientation **95%**

Disability status* **77%**

*60% of valid respondents selected 'non-applicable', 77% among the respondents who self-identified as having disability selected somewhat agree/agree/extremely agree.