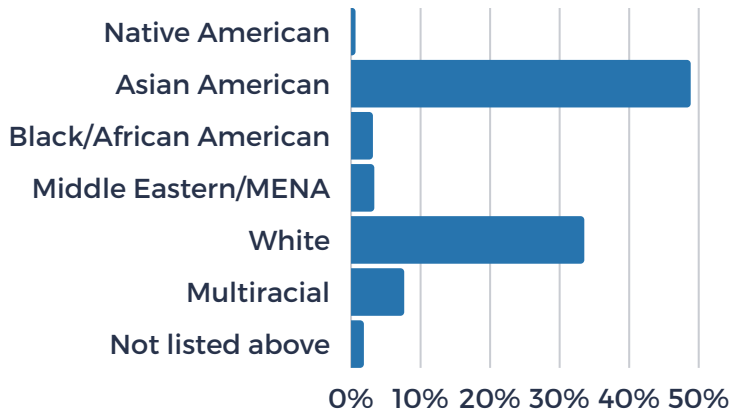


# NCHA 2021 Brief

**UCLA** Student Affairs Information & Research Office

## Demographics of the Survey Respondents



**64%**

are undergraduate students.  
17.6% Master's, 18.3% are doctorate.

**22%**

are asexual or bisexual, gay, lesbian, pansexual, or queer.

**16%**

are international students.

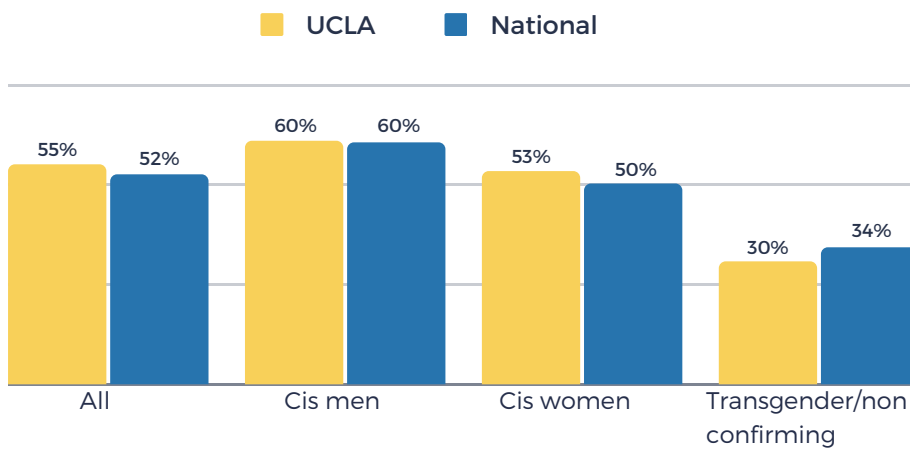
**26%**

are first-generation college students.

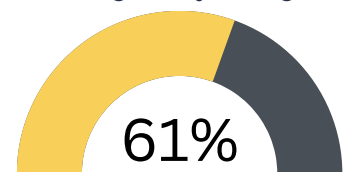
## Overall Health Climate

% described their health as very good or excellent

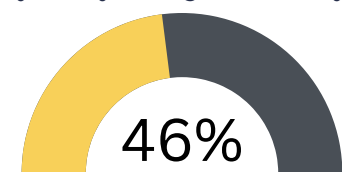
% agree or strongly agree



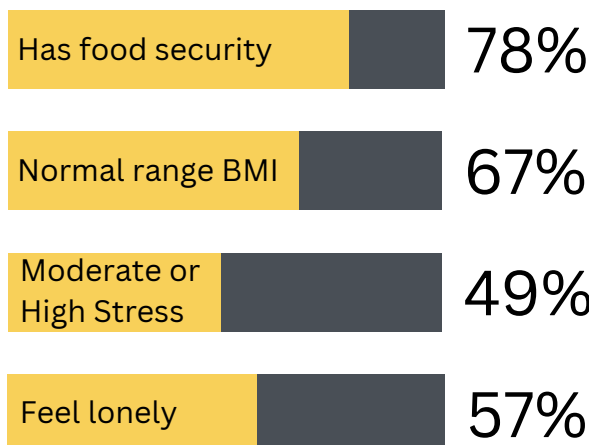
I feel that I belong at my college/university.



I feel that students' health and well-being is a priority at my college/university



## Wellness Indicators



### Top 5 Impediments to Academic Performance

