

### INTERGROUP RELATIONS, GLOBAL CITIZENSHIP AND CIVIC ENGAGEMENT

#### SELF RATINGS OF INTERGROUP COMPETENCIES

% rating current abilities as "somewhat strong" or "a major strength"

- 87.3%** Ability to work cooperatively with diverse people
- 84.7%** Tolerance of others with different beliefs
- 82.8%** Ability to see the world from someone else's perspective
- 79.2%** Openness to having my own views challenged
- 75.3%** Ability to discuss and negotiate controversial issues

#### PAST YEAR EXPERIENCES

% reporting that in the past year they "frequently"...

**5.5%**

Demonstrated for a cause (e.g. boycott, rally, protest)

**13.5%**

Publicly communicated my opinion about a cause



#### FUTURE EXPECTATIONS FOR COLLEGE INVOLVEMENT

% reporting a "very good chance" that they will...

**12.2%**

Participate in student protests or demonstrations

**67.2%**

Socialized with someone of another racial/ethnic group



**78.1%**

Socialize with someone of another racial/ethnic group

**50.5%**

Have a roommate of a different race/ethnicity

**11.6%**

Performed community service as part of a class

**35.9%**

Performed volunteer work



**49.3%**

Participate in volunteer or community service work



**26.5%**

Participate in a study abroad program

#### COMMUNITY AND DIVERSITY GOALS

% rating "very important" or "essential" to them

**81.2%**

Helping others who are in difficulty

**82.4%**

Improving my understanding of other countries and cultures

**64.4%**

Helping to promote racial understanding

**53.3%**

Participating in a community action program

**54.2%**

Being a community leader

# UCLA TRANSFER PROFILE 2015

## WHO'S COMING TO CAMPUS?


### OPINIONS AND BELIEFS

#### OPINIONS ABOUT POLITICAL AND SOCIAL ISSUES

% indicating "agree" or "strongly agree" that...

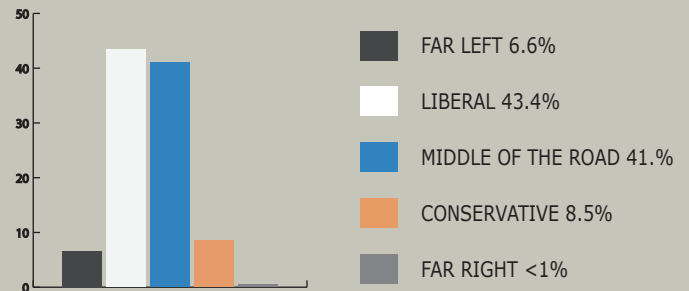
- 97.9%** Women should receive the same salary and opportunities for advancement as men in comparable positions.
- 88.2%** Same-sex couples should have the right to legal marital status.
- 83.6%** Dissent is a critical component of the political process.
- 76.4%** Abortion should be legal.
- 75.9%** Colleges should prohibit racist/sexist speech on campus.
- 64.2%** Students from disadvantaged backgrounds should be given preferential treatment in college admissions.
- 55.3%** Marijuana should be legalized.
- 54.7%** Colleges have the right to ban extreme speakers from campus.
- 34.3%** Realistically, an individual can do little to bring about change in our society.
- 27.9%** The United States should intervene in the wars of other countries.
- 14.9%** Racial discrimination is no longer a major problem in America.

### RELIGIOUS AFFILIATIONS



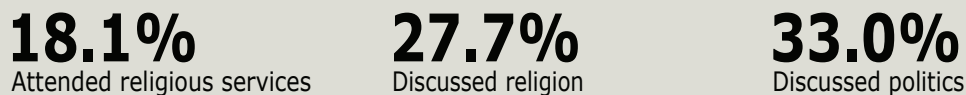
\*Includes multiple denominations

### POLITICAL AFFILIATIONS



### PAST YEAR EXPERIENCES

% reporting in the past year that they "frequently"...



### CIVIC GOALS

% rating "very important" or "essential" to them



# UCLA TRANSFER PROFILE 2015

## WHO'S COMING TO CAMPUS?

### ACADEMIC BACKGROUND AND ASPIRATIONS

#### SELF RATING OF COLLEGE SKILLS

% rating self "above average" or "top 10%"  
(compared with average person their age)

<b>86.4%</b> Drive to achieve	<b>59.8%</b> Competitiveness
<b>81.8%</b> Academic ability	<b>58.7%</b> Writing Ability
<b>71.8%</b> Cooperativeness	<b>46.1%</b> Mathematical Ability
<b>67.3%</b> Intellectual self-confidence	<b>44.0%</b> Public Speaking Ability
<b>62.1%</b> Leadership ability	<b>37.5%</b> Artistic Ability
<b>60.5%</b> Creativity	<b>37.3%</b> Computer Skills

#### PAST YEAR EXPERIENCES

% reporting that in the  
past year they "frequently"...

**28.8%**  
Tutored another student

**37.0%**  
Studied with other  
students

**52.7%**  
Explored topics on their own,  
even though not required  
for class

**63.7%**  
Evaluated the quality or  
reliability of information

**56.5%**  
Sought feedback on  
academic work

**63.9%**  
Sought solutions or problems and  
explain them to others

#### EXPECTATIONS FOR COLLEGE EXPERIENCES

% indicating a "very good chance" that they will...

<b>74.5%</b> Make at least a "B" average
<b>70.6%</b> Discuss course content outside of class
<b>58.4%</b> Communicate regularly with professors
<b>46.4%</b> Work on a professor's research project
<b>7.6%</b> Change major field
<b>13.9%</b> Change career choice
<b>14.3%</b> Need extra time to complete degree
<b>79.2%</b> Be satisfied with UCLA
<b>57.9%</b> Participate in student clubs/groups
<b>62.0%</b> Find UCLA a welcoming environment for transfer students

#### HIGHEST DEGREE PLANNED

<b>14.5%</b> Bachelor's degree (B.A., B.S., etc.)
<b>32.5%</b> Master's degree (M.A., M.S., etc.)
<b>24.5%</b> Academic Doctorate (Ph.D or Ed.D)
<b>11.7%</b> Medical Degree (M.D., D.O., D.D.S., or D.V.M.)
<b>8.6%</b> Law (J.D.)
<b>6.3%</b> Other (A.A., etc.)

#### CAREER GOALS % rating "very important" or "essential"

Forty-one percent aspire to make a theoretical contribution to science.  
Fifty-five percent aspire to become successful in a business of their own.  
Seventy-three percent aspire to become an authority in their field.  
Seventy-nine percent aspire to be very well off financially.

# UCLA TRANSFER PROFILE 2015

## WHO'S COMING TO CAMPUS?

### FINANCES AND WORK

#### CONCERN ABOUT FINANCING COLLEGE EDUCATION

Major concern **26.0%**  
 Some concern **56.6%**  
 No concern **17.4%**

#### EXPECTATIONS FOR WORK

% indicating a "very good chance" that they will...

**55.5%** Get a job to pay for college expenses.  
**8.3%** Work full-time while attending college.

#### THE TRANSFER STUDENT SURVEY

The UCLA Transfer Student Survey focuses on incoming UCLA transfer students. It was administered online during the summer and early fall quarter of 2015. The survey is conducted every two years and provides a snapshot of transfers prior to having had much experience at UCLA. For more information about the survey and the instrument, visit [www.sairo.ucla.edu/reports-data-by-survey](http://www.sairo.ucla.edu/reports-data-by-survey)

### EMOTIONAL, PSYCHOLOGICAL, AND PHYSICAL WELLNESS

#### PAST YEAR EXPERIENCES



Frequently - **33.5%**  
 Occasionally - **51.6%**  
 Not at all - **14.9%**

FELT OVERWHELMED



Frequently - **13.9%**  
 Occasionally - **50.5%**  
 Not at all - **35.6%**

FELT DEPRESSED



Frequently - **2.9%**  
 Occasionally - **8.6%**  
 Not at all - **88.5%**

SMOKED CIGARETTES



Frequently - **9.0%**  
 Occasionally - **50.3%**  
 Not at all - **40.6%**

DRANK ALCOHOL

#### FUTURE EXPECTATIONS



Very Good Chance - **38.3%**  
 Some Chance - **40.2%**  
 Very Little Chance - **16.6%**  
 No Chance - **5.0%**

SEEK PERSONAL COUNSELINGS

### TOP 10 REASONS FOR CHOOSING UCLA

% indicating reason as "very important"

**87.7%** UCLA has a very good academic reputation  
**86.0%** To learn more about the things that interest me  
**79.5%** To prepare myself for graduate or professional school  
**78.4%** To gain a general education and appreciation of ideas  
**72.6%** UCLA's graduates get good jobs

**68.9%** To be able to get a better job  
**67.7%** UCLA's graduates gain admission to top graduate/professional schools  
**59.5%** To prepare myself to give something back to my community  
**59.1%** To make me a more cultured person  
**55.8%** To get training for a specific career

# SAIRO

PROMOTING THE USE OF DATA TO ENHANCE THE STUDENT EXPERIENCE

Student Affairs Information and Research Office

B-52 Student Activities Center (310) 206-8470  
 Los Angeles, CA 90095 sairo@saonet.ucla.edu  
 Box 951324, Mail Code: 132406 www.sairo.ucla.edu