

## INTERGROUP RELATIONS, GLOBAL CITIZENSHIP AND CIVIC ENGAGEMENT

### SELF RATINGS OF INTERGROUP COMPETENCIES

% rating self "above average" or "top 10%" (compared with average person their age)

- 86.5%** Ability to work cooperatively with diverse people
- 85.4%** Tolerance of others with different beliefs
- 82.0%** Ability to see the world from someone else's perspective
- 80.5%** Cooperativeness
- 79.4%** Understanding of others
- 74.2%** Openness to having my own views challenged
- 72.4%** Ability to discuss and negotiate controversial issues

### PAST YEAR EXPERIENCES

% reporting that in the past year they "frequently"...

**4.2%**

Demonstrated for a cause (e.g. boycott, rally, protest)

**2.6%**

Participated in political demonstrations



### FUTURE EXPECTATIONS FOR COLLEGE INVOLVEMENT

% reporting a "very good chance" that they will...

**7.7%**

Participate in political demonstrations

**65.5%**

Socialized with someone of another racial/ethnic group



**66.4%**

Socialize with someone of another racial/ethnic group

**37.9%**

Have a roommate of a different race/ethnicity

**10.1%**

Performed community service as part of a class

**30.6%**

Performed volunteer work



**36.9%**

Participate in volunteer or community service work



**23.6%**

Participate in a study abroad program

### COMMUNITY AND DIVERSITY GOALS

% rating "very important" or "essential" to them

**82.1%**

Helping others who are in difficulty

**76.8%**

Improving my understanding of other countries and cultures

**53.9%**

Helping to promote racial understanding

**51.9%**

Being a community leader

**50.7%**

Participating in a community action program


## OPINIONS AND BELIEFS

### OPINIONS ABOUT POLITICAL AND SOCIAL ISSUES

% indicating "agree" or "strongly agree" that...

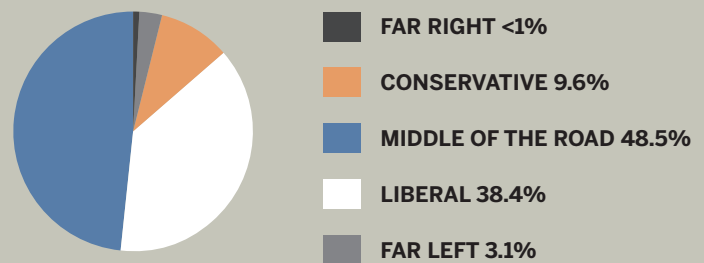
- 92%** The federal government should do more to control environmental pollution.
- 82%** Dissent is a critical component of the political process.
- 81%** Addressing global warming should be a federal priority.
- 80%** A national health care plan is needed to cover everybody's medical costs.
- 79%** Same-sex couples should have the right to legal marital status.
- 74%** Abortion should be legal.
- 71%** Through hard work, everybody can succeed in American society.
- 71%** The chief benefit of a college education is that it increases one's earning power.
- 70%** Colleges should prohibit racist/sexist speech on campus.
- 54%** Students from disadvantaged social backgrounds should be given preferential treatment in college admissions.
- 34%** Undocumented immigrants should be denied access to public education.
- 32%** Realistically, an individual can do little to bring about changes in society.
- 18%** Racial discrimination is no longer a major problem in America.

### RELIGIOUS AFFILIATIONS



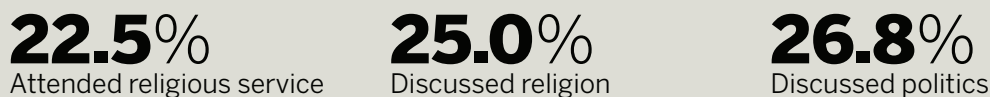
\*Includes multiple denominations

### POLITICAL AFFILIATIONS



### PAST YEAR EXPERIENCES

% reporting in the past year that they "frequently"...



### CIVIC GOALS

% rating "very important" or "essential" to them



## ACADEMIC BACKGROUND AND ASPIRATIONS

### SELF RATING OF COLLEGE SKILLS

% rating self "above average" or "top 10%"  
(compared with average person their age)

- 89.3%** Drive to achieve
- 84.9%** Academic ability
- 71.5%** Intellectual self-confidence
- 67.5%** Leadership ability
- 58.9%** Writing ability
- 52.5%** Mathematical ability
- 44.7%** Public speaking ability

### THE TRANSFER STUDENT SURVEY

The UCLA Transfer Student Survey focuses on incoming UCLA transfer students. It was administered online during the summer and fall quarters of 2011. The survey is conducted every two years and provides a snapshot of transfers prior to having had much experience at UCLA. For more information about the survey and the instrument, visit [www.sairo.ucla.edu/data/efforts\\_transfer.html](http://www.sairo.ucla.edu/data/efforts_transfer.html).

### PAST YEAR EXPERIENCES

% reporting that in the past year they "frequently"...

**31.0%**  
Tutored another student

**33.0%**  
Studied with other students

**45.9%**  
Explored topics on their own, even though not required for class

**57.6%**  
Evaluated the quality or reliability of information

**60.1%**  
Sought feedback on academic work

### EXPECTATIONS FOR COLLEGE EXPERIENCES

% indicating a "very good chance" that they will...

- 59%** Make at least a "B" average.
- 44%** Discuss course content outside of class.
- 38%** Find UCLA welcoming for transfers.
- 28%** Communicate regularly with professors.
- 23%** Work on a professor's research project.
- 13%** Change career choice.
- 12%** Change major field.
- 12%** Need extra time to complete degree.

### HIGHEST DEGREE PLANNED

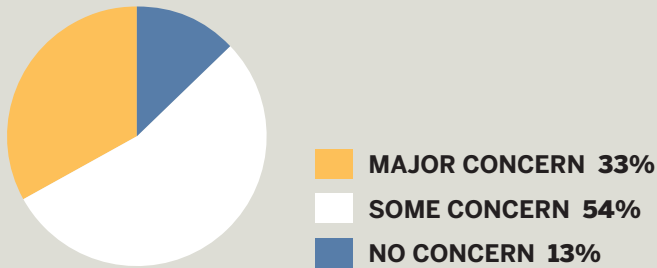
- 8%** Bachelor's degree (B.A., B.S., etc.)
- 32%** Master's degree (M.A., M.S., etc.)
- 30%** Academic Doctorate (Ph.D or Ed.D)
- 14%** Medical Degree (M.D., D.O., D.D.S., or D.V.M.)
- 12%** Law (J.D.)
- 1%** Other

### CAREER GOALS % rating "very important" or "essential"

Forty-two percent aspire to make a theoretical contribution to science.  
Fifty-six percent aspire to become successful in a business of their own.  
Seventy percent aspire to become an authority in their field.  
Seventy-seven percent aspire to be very well off financially.

### FINANCES AND WORK

#### CONCERN ABOUT FINANCING COLLEGE EDUCATION



#### EXPECTATIONS FOR WORK

% indicating a "very good chance" that they will...

- 39%** Get a job to pay for college expenses.
- 13%** Work full-time while attending college.

#### PRIMARY PURPOSE FOR WORKING DURING COLLEGE

- 57%** Pay for college education
- 19%** Earn spending money
- 12%** Personal/family obligations
- 12%** Work experience

### EMOTIONAL, PSYCHOLOGICAL, AND PHYSICAL WELLNESS

#### PAST YEAR EXPERIENCES



Frequently - **19.8%**  
Occasionally - **63.3%**  
Not at all - **16.8%**

FELT OVERWHELMED



Frequently - **9.5%**  
Occasionally - **51.4%**  
Not at all - **39.2%**

FELT DEPRESSED



Frequently - **4.0%**  
Occasionally - **10.6%**  
Not at all - **85.4%**

SMOKED CIGARETTES



Frequently - **8.5%**  
Occasionally - **45.6%**  
Not at all - **46.0%**

DRANK ALCOHOL

#### FUTURE EXPECTATIONS



Very Good Chance - **23.9%**  
Some Chance - **37.6%**  
Very Little Chance - **29.0%**  
No Chance - **9.6%**

SEEK PERSONAL COUNSELING

### TOP 10 REASONS FOR CHOOSING UCLA

% indicating reason as "very important"...

- 86%** UCLA has a very good academic reputation.
- 80%** To learn about things that interest me.
- 78%** To prepare myself for graduate or professional school.
- 60%** UCLA's graduates get good jobs.
- 59%** To be able to get a better job.
- 58%** UCLA's graduates gain admission to top graduate/professional schools.
- 52%** To make me a more cultured person.
- 52%** UCLA has a good reputation for its social activities.
- 52%** To be able to make more money.
- 52%** To get training for a specific career.