

INTERGROUP RELATIONS, GLOBAL CITIZENSHIP AND CIVIC ENGAGEMENT

SELF RATINGS OF INTERGROUP COMPETENCIES

% rating current abilities as "somewhat strong" or "a major strength"

- 88.6%** Tolerance of others with different beliefs
- 88.0%** Ability to work cooperatively with diverse people
- 82.1%** Ability to see the world from someone else's perspective
- 71.6%** Ability to discuss and negotiate controversial issues
- 69.5%** Openness to having my own views challenged

PAST YEAR EXPERIENCES

% reporting that in the past year they "frequently"...

3.4%

Demonstrated for a cause (e.g. boycott, rally, protest)

15.1%

Publicly communicated my opinion about a cause



FUTURE EXPECTATIONS FOR COLLEGE INVOLVEMENT

% reporting a "very good chance" that they will...

7.6%

Participate in student protests or demonstrations

81.0%

Socialized with someone of another racial/ethnic group



81.2%

Socialize with someone of another racial/ethnic group

55.3%

Have a roommate of a different race/ethnicity

17.7%

Performed community service as part of a class

50.1%

Performed volunteer work



46.7%

Participate in volunteer or community service work



41.1%

Participate in a study abroad program

COMMUNITY AND DIVERSITY GOALS

% rating "very important" or "essential" to them

74.6%

Helping others who are in difficulty

65.3%

Improving my understanding of other countries and cultures

43.3%

Helping to promote racial understanding

34.2%

Participating in a community action program

37.2%

Being a community leader


OPINIONS AND BELIEFS

OPINIONS ABOUT POLITICAL AND SOCIAL ISSUES

% indicating "somewhat agree", "agree", or "strongly agree" that...

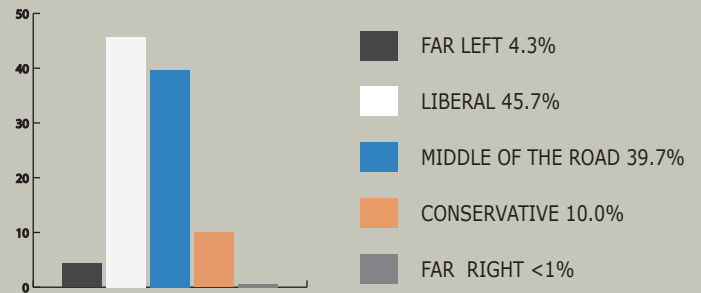
- 97.8%** Women should receive the same salary and opportunities for advancement as men in comparable positions.
- 91.0%** Same-sex couples should have the right to legal marital status.
- 79.3%** Dissent is a critical component of the political process.
- 77.3%** Abortion should be legal.
- 72.1%** Colleges should prohibit racist/sexist speech on campus.
- 58.7%** Marijuana should be legalized
- 52.8%** Students from disadvantaged backgrounds should be given preferential treatment in college admissions.
- 41.6%** Colleges have the right to ban extreme speakers from campus.
- 26.0%** The United States should intervene in the wars of other countries.
- 21.2%** Realistically, an individual can do little to bring about change in our society.
- 14.3%** Racial discrimination is no longer a major problem in America.

RELIGIOUS AFFILIATIONS



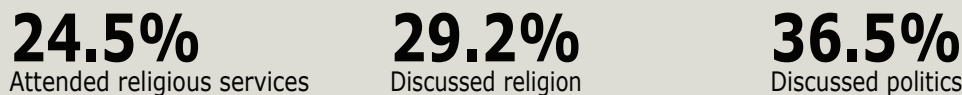
*Includes multiple denominations

POLITICAL AFFILIATIONS



PAST YEAR EXPERIENCES

% reporting in the past year that they "frequently"...



CIVIC GOALS

% rating "very important" or "essential" to them



ACADEMIC BACKGROUND AND ASPIRATIONS

SELF RATING OF COLLEGE SKILLS

% rating self "above average" or "top 10%"
(compared with average person their age)

87.8% Drive to achieve	63.4% Competitiveness
87.3% Academic ability	53.4% Writing Ability
74.7% Cooperativeness	53.4% Creativity
65.9% Intellectual self-confidence	43.4% Public Speaking Ability
64.9% Mathematical ability	27.2% Artistic Ability
65.2% Leadership ability	29.9% Computer Skills

PAST YEAR EXPERIENCES

% reporting that in the
past year they "frequently"...

29.5%
Tutored another student

50.7%
Studied with other
students

44.2%
Explored topics on their own,
even though not required
for class

52.6%
Evaluated the quality or
reliability of information

55.2%
Sought feedback on
academic work

65.9%
Sought solutions to problems
and explain them to others

EXPECTATIONS FOR COLLEGE EXPERIENCES

% indicating a "very good chance" that they will...

66.9% Make at least a "B" average
68.9% Discuss course content outside of class
48.1% Communicate regularly with professors
39.4% Work on a professor's research project
21.2% Change major field
17.6% Change career choice
73.1% Be satisfied with UCLA
6.89% Participate in student government
68.1% Participate in student clubs/groups

HIGHEST DEGREE PLANNED

9.9% Bachelor's degree (B.A., B.S., etc.)
37.9% Master's degree (M.A., M.S., etc.)
23.4% Academic Doctorate (Ph.D or Ed.D)
22.2% Medical Degree (M.D., D.O., D.D.S., or D.V.M.)
5.5% Law (J.D.)
0.8% Other

CAREER GOALS % rating "very important" or "essential"

Thirty-one percent aspire to make a theoretical contribution to science.
Thirty-eight percent aspire to become successful in a business of their own.
Fifty-eight percent aspire to become an authority in their field.
Eighty-two percent aspire to be very well off financially.

FINANCES AND WORK

CONCERN ABOUT FINANCING COLLEGE EDUCATION

Major concern **9.9%**
Some concern **54.4%**
No concern **35.7%**

EXPECTATIONS FOR WORK

% indicating a "very good chance" that they will...

39.0% Get a job to pay for college expenses.
3.3% Work full-time while attending college.

THE CIRP FRESHMAN SURVEY

Each year, hundreds of two-year colleges, four-year colleges and universities administer the CIRP Freshman Survey to hundreds of thousands of entering students during orientation or registration. Published annually in "The American Freshman," the results from these surveys continue to provide a comprehensive portrait of the changing character of entering students and American society at large. For more information about the survey and the instrument, visit www.sairo.ucla.edu/reports-data-by-survey

EMOTIONAL, PSYCHOLOGICAL, AND PHYSICAL WELLNESS

PAST YEAR EXPERIENCES



Frequently - **27.1%**
Occasionally - **59.0%**
Not at all - **13.9%**

FELT OVERWHELMED



Frequently - **5.5%**
Occasionally - **35.3%**
Not at all - **59.1%**

FELT DEPRESSED



Frequently - **0.5%**
Occasionally - **4.2%**
Not at all - **95.4%**

SMOKED CIGARETTES



Frequently - **4.7%**
Occasionally - **35.0%**
Not at all - **60.3%**

DRANK ALCOHOL

FUTURE EXPECTATIONS



Very Good Chance - **18.6%**
Some Chance - **38.8%**
Very Little Chance - **36.1%**
No Chance - **6.5%**

SEEK PERSONAL COUNSELING

TOP 10 REASONS FOR CHOOSING UCLA

% indicating reason as "very important"

87.0% UCLA has a very good academic reputation	66.5% To get training for a specific career
86.4% To learn more about the things that interest me	65.7% To prepare myself for graduate or professional school
82.4% To be able to get a better job	60.5% To be able to make more money
76.8% To gain a general education and appreciation of ideas	58.6% UCLA has a good reputation for its social activities
66.7% UCLA's graduates get good jobs	58.0% To make me a more cultured person